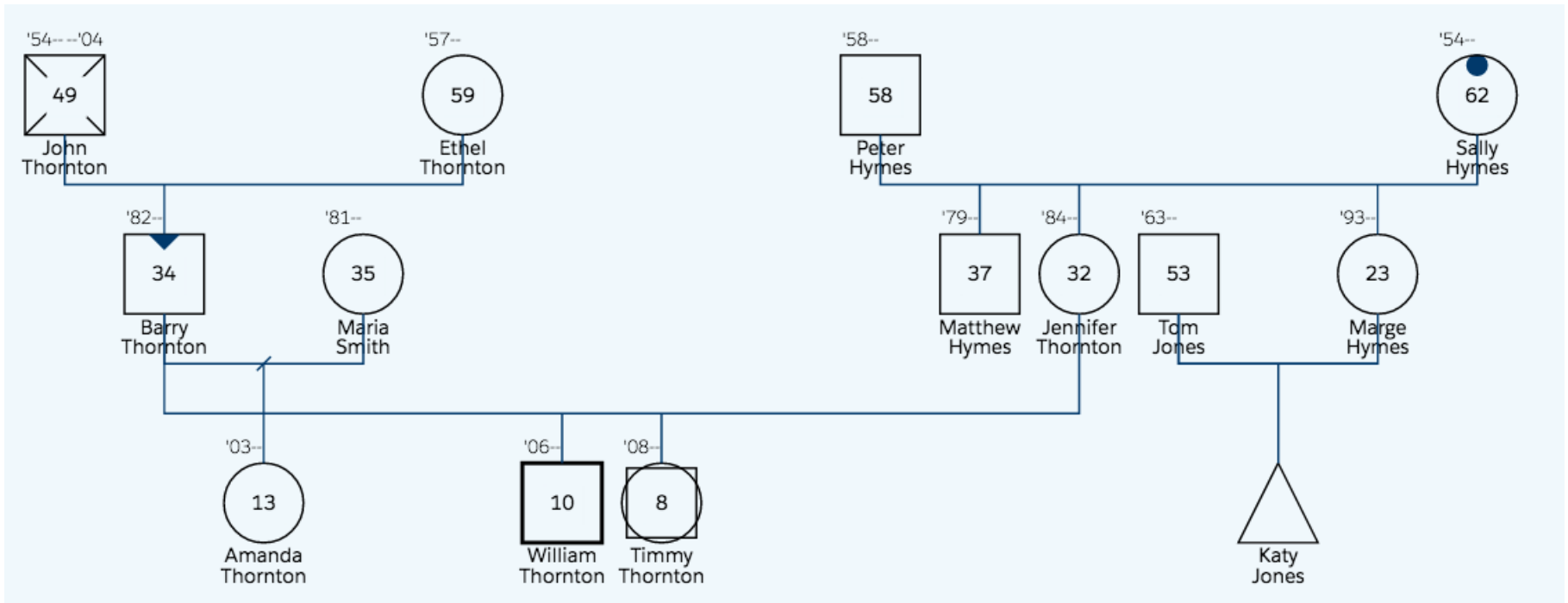


ChildStory genograms



How to build a genogram










- ChildStory will generate a genogram from relationships entered in the system
- One click and you will see a person's genogram
- Use the 'Add person' button to create a record for a person and include a relationship with the child or young person
 - the system will automatically include that new person in the genogram
- Remove a person from the genogram by accessing their record and changing their relationship with the child or young person
 - the system will automatically delete that person from the genogram

A genogram shows

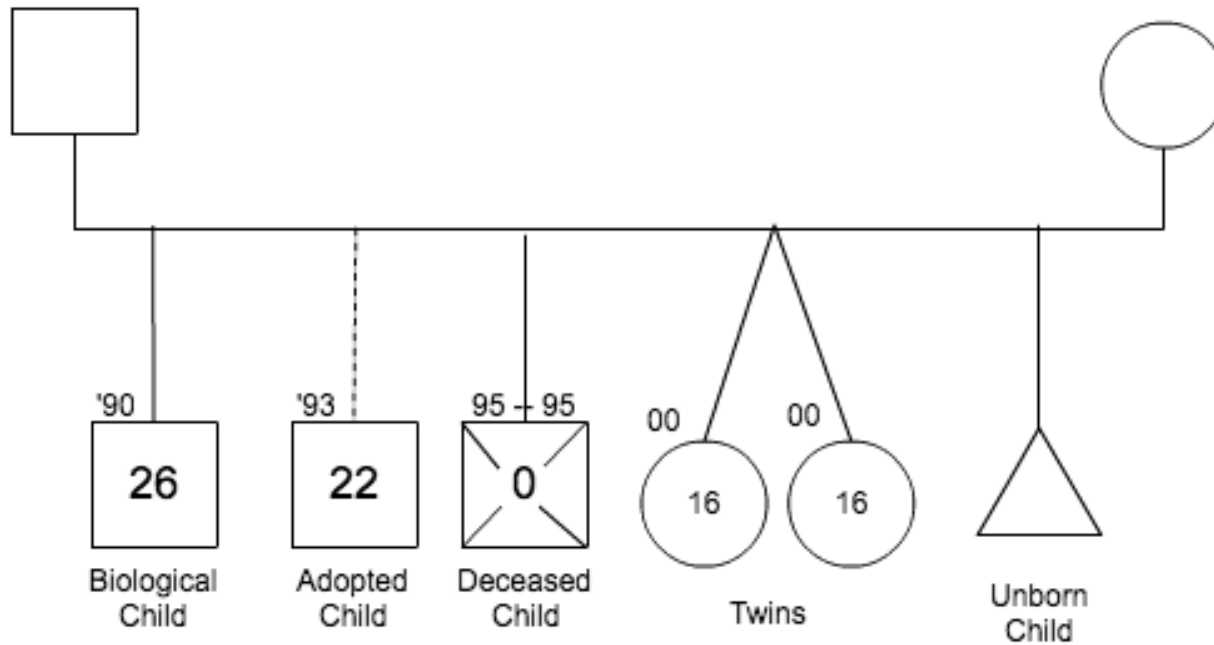
For each person, you will be able to easily see:

- name
- gender
- age
- year of birth (and year of death)
- whether alive, dead or not yet born
- if they are a person causing harm (PCH) or a person of interest (POI).

People

-  male
-  female
-  indeterminate/intersex/unspecified
-  unknown person
-  person causing harm (PCH)
-  person of interest (POI)
-  unborn child
-  deceased
-  person who's genogram it is

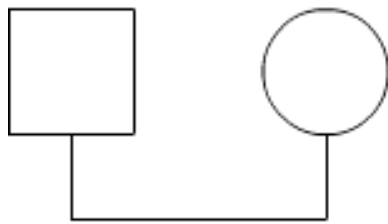
Children in birth order



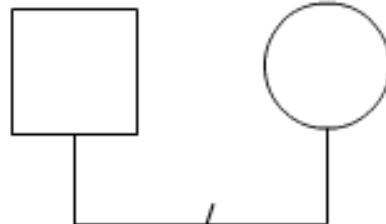
Genograms will:

- provide a current and “point in time” snapshot for a child’s family
- show complex relationships including multiple partners, children from different unions, and birth and adopted parents
- highlight primary household members
- show same sex couples as de facto
- identify Aboriginal people with their country
- not show kin and community elders but they can be shown in My Network
- have a legend.

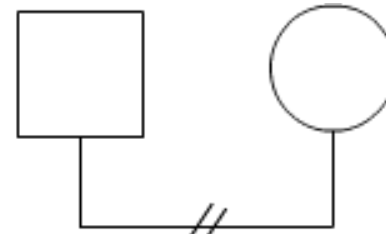
Relationships



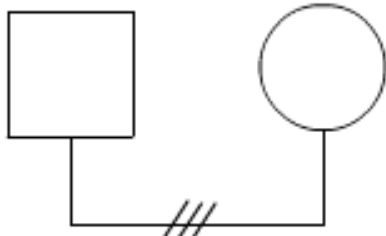
Marriage



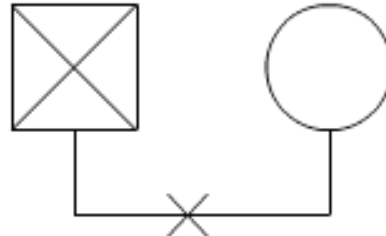
Separation



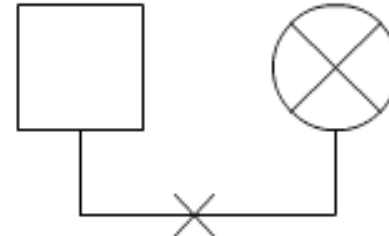
Divorce



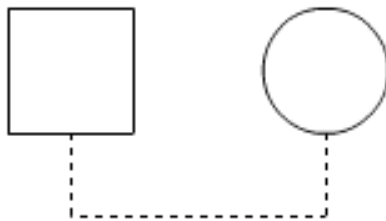
Annulled



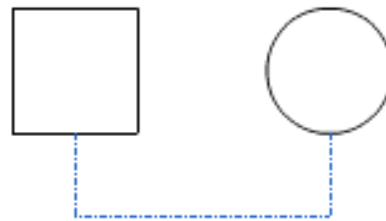
Widowed(1)



Widowed(2)



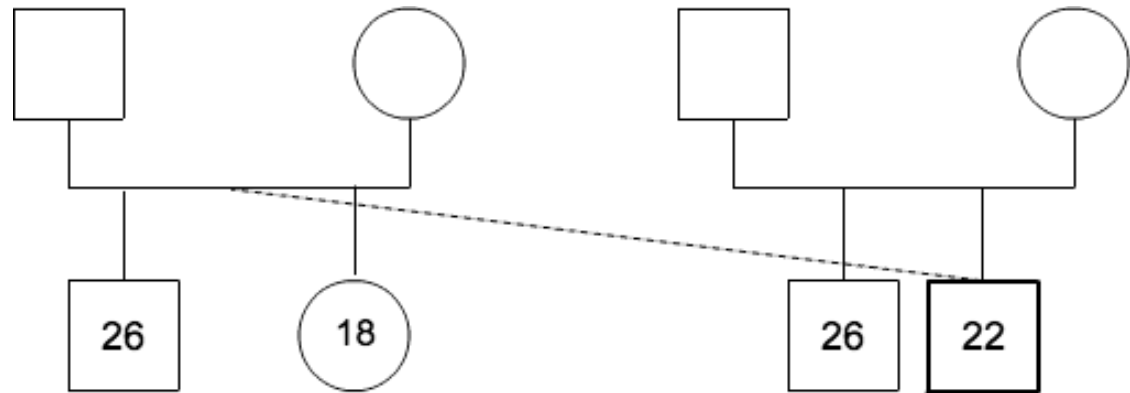
De facto



Other or unknown

Complex relationships

Adopted child



Multiple partners and children

